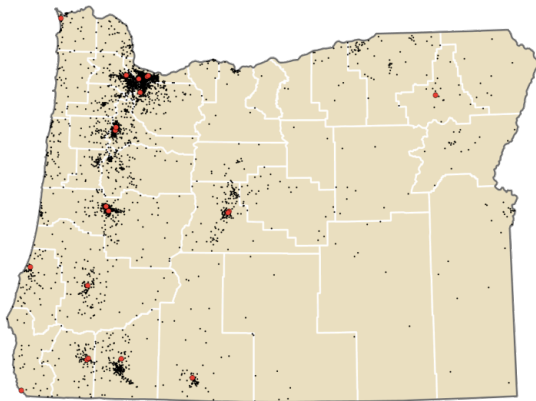


Veteran Statistics | Oregon



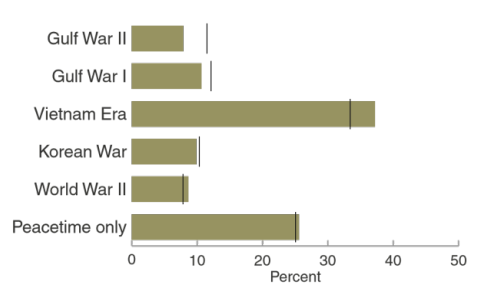
1 Dot = 100 Veterans
 ● = Veterans Health Administration Facility

Veteran Population

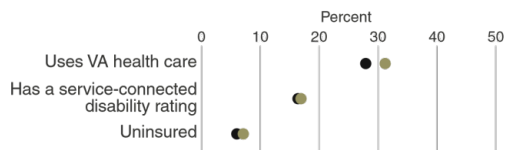
	Oregon	United States
Veteran Population	323,205	21,369,602
Percent female	6.8	7.3
Unemployment rate for veterans	7.1	5.3
Number of homeless veterans	1,292	49,865
Median household income (In 2014 inflation-adjusted dollars)	\$57,061	\$61,884
Number of VA* facilities	23	1,356
Number of veteran-owned businesses	31,170	2,540,706

* VA = Department of Veterans Affairs

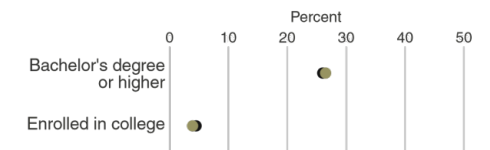
PERIOD OF SERVICE



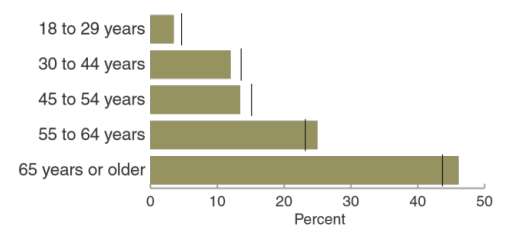
HEALTH CARE



EDUCATIONAL ATTAINMENT



AGE DISTRIBUTION



HOUSEHOLD INCOME DISTRIBUTION

